

Hard

- [Salute in the banana plantation](#)
- [Panic on the wilderness volcano bridge](#)
- [Dig inside one of the destroyed building](#)
- [West of the Chemist's house](#)
- [By the ZMI Altar](#)
- [West of Mort'ton](#)
- [Salute in the center of the kitchen of the mess hall](#)
- [Headbang at the exam center](#)
- [Blow a raspberry in the fishing guild](#)
- [Search the crate in the Dark warrior fortress in the wilderness](#)

Salute in the banana plantation

BANANA PLANTATION

Salute in the banana plantation

SALUTE IN THE BANANA PLANTATION

Equip a diamond ring, amulet of power and nothing on your chest and legs.



LOCATION

Teleports



Cities



Karamja

Salute in the banana plantation.

Equip a diamond ring, amulet of power and nothing on your chest and legs.

ITEMS NEEDED

- Spade
- Diamond ring
- Amulet of power



Panic on the wilderness
volcano bridge

Panic on the wilderness volcano bridge

1

Panic on the wilderness volcano bridge. Equip any headband and crozier.

*Panic on the Wilderness
volcano bridge.
Equip any headband and crozier.*



2 Items needed

- Headband
- Crozier




3 Location

Teleports




Wilderness



Dig inside one of the
destroyed building

Dig inside one of the destroyed buildings

1 Clue



Located in West Ardougne, dig inside one of the destroyed buildings. It is in the north-east corner of the housing buildings in the south-west area of West Ardougne. Head due west from the main gate, and you'll get to the buildings.

2 Getting there



Teleports



Cities



Ardougne



Run West



West of the Chemist's house

West of the Chemist's house

1 Clue



2 Getting there



Cities
▼
Rimmington
▼
Run West

By the ZMI Altar

By the ZMI Altar

1 Clue



2 Getting there



Ring of dueling



Run North by ZMI Altar

West of Mort'ton

[West of mort'ton.jpg](#) unknown

Salute in the center of the
kitchen of the mess hall

Salute in the center of the kitchen of the mess hall

1 Clue

Salute in the centre of the kitchen
of the mess hall.

Equip a rune halberd, rune
platebody and an amulet
of strength.

Salute in the centre of the
kitchen of the mess hall. Equip
a rune halberd, rune
platebody and an amulet of
strength.

2 Items needed



Rune halberd
Rune platebody
Amulet of strength.

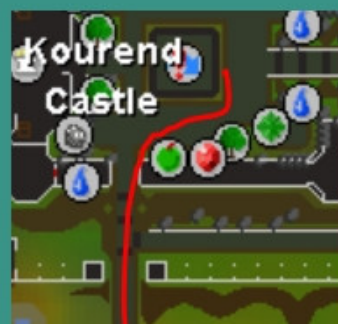


3 Getting there

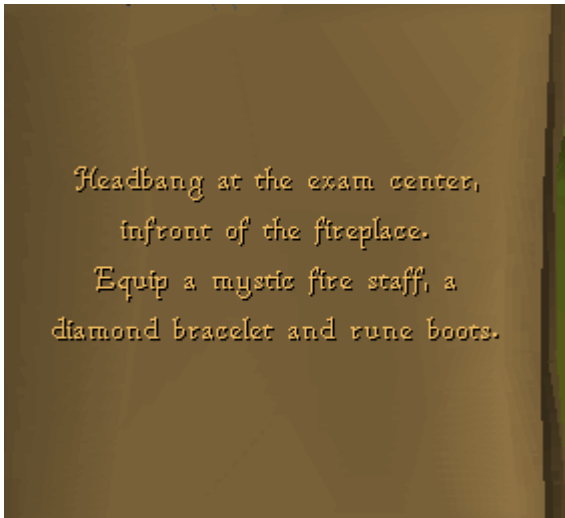
Teleports



Cities



Headbang at the exam center

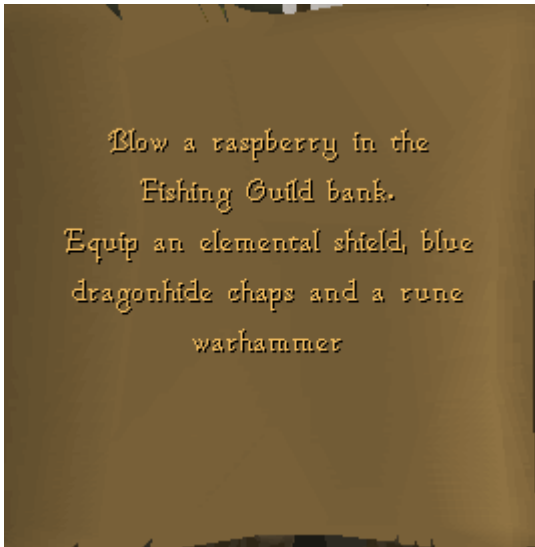


Warning! Potential danger for Hardcore Ironman!

1. Go to ::shops at home, trade the clue items shop and buy a mystic fire staff, a diamond bracelet and rune boots. You need 40 attack and 40 magic to equip the mystic fire staff, and you need 40 defence to equip rune boots.
2. Go to the digsite southwest of varrock by the City teleports > varrock or use a digsite pendant (enchanted ruby necklace), if you have one, go to step 4.
3. Walk east and leave Varrock through the city gates, walk south until you can go no further, walk east through the wooden gates, walk around the high bushes and enter the exam centre. Go to step 5.
4. Rub the digsite pendant, walk south and enter the exam centre.
5. Equip above items and perform the 'headbang' emote, a level 108 double agent will spawn, kill it to finish the clue!



Blow a raspberry in the fishing guild



Warning! Potential danger for Hardcore Ironman!

1. Go to the ::shops at home and trade the clue items shop. Buy an elemental shield, blue dragonhide chaps and a rune warhammer. You need 50 ranged to equip blue dragonhide and 40 attack to equip the rune warhammer.
2. If you have any max cape or a fishing skilling cape, right-click it to teleport to the fishing guild and go to step 4. If you don't use city teleports > Ardougne.
3. Walk north and exit Ardougne, keep walking north until you reach the fishing guild, which is a little bit to the west of the road.
4. Go to the bank in the northern part of the guild, equip above items and perform the 'Raspberry' emote. A level 108 double agent will spawn, kill it to finish the clue!



Search the crate in the Dark warrior fortress in the wilderness



Warning! Potential danger of getting killed by other players!

1. Wilderness teleports > Dark warrior fortress (level 14)
2. Enter the fortress and walk against the clock until you reach the western central room.
3. Go through the door into the courtyard and search the crate in the corner to complete the clue!

